

ตัวอย่างแนวข้อสอบ E-exam พร้อมเฉลย

ข้อที่ 1 (Q00001302)

You may not park your car.

1. Within 15 meters of a fire hydrant.

2. Within 15 meters of a traffic light.

3. Within 15 meters of a railroad crossing

4. Within 15 meters of a pedestrian crossing.

ข้อที่ 2 (Q00001549)

Which of the pictures below illustrates proper parking?

1. See the picture on the right hand.



2. See the picture on the right hand.



3. See the picture on the right hand.



4. See the picture on the right hand.



ข้อที่ 3 (Q00001544)

When descending a steep grade or hill, you should:

1. Keep your foot on the brake.

2. Use a low gear.

3. Shift to neutral.

4. Turn off your engine.

ข้อที่ 4 (Q00001312)

This sign means:



1. Keep to the right.

2. All traffic must move to the right.

3. Right turn allowed.

4. No left turn.

ข้อที่ 5 (Q00001570)
This sign means:



1. Move to the left.
2. Single-lane traffic.
3. **Do not pass.**
4. One-way traffic.

ข้อที่ 6 (Q00001516)
Which type of vehicle is prohibited to drive on a public roadway?

1. A tractor with rubber tires.
2. A tank used in warfare.
3. A vehicle with an 80-decibel engine.
4. **A vehicle with broken taillights.**

ข้อที่ 7 (Q00001318)

When you see a sign reading "Left Turn on Red,"you should:

1. Lower your speed and turn left without delay.

2. Stop.Wait for pedestrains and other vehicles form the right ot pass in front of you before turning left.

3. Stop.Wait for a green light before turning left.

4. Turn left without stopping.

ข้อที่ 8 (Q00001631)

How far back from the vehicle in front of your should you drive?

1. Far enough to allow you to stop safety in an emergency.

2. 50 meters.

3. 18 meters.

4. 30 meters.

ข้อที่ 9 (Q00001590)

In the situation pictured below, you should:



1. Put on your right turn signal and pass on the left without delay.

2. Move to the right and proceed around the obstruction without delay.

3. Put on your right turn signal and wait for Car A to pass before proceeding.

4. Stop and wait for other car to pass.

ข้อที่ 10 (Q00001635)

Which of the pictures below shows proper stopping?



1. Stop and slow down.

2. The car traveling faster.

3. Car B

4. Car A

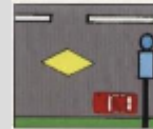
ข้อที่ 11 (Q00001523)

Which of the pictures below illustrates proper parking?

1. See the picture on the right hand.



2. See the picture on the right hand.



3. See the picture on the right hand.



4. See the picture on the right hand.



ข้อที่ 12 (Q00001539)

As a driver, you must not:

1. Make a turn into the bus lane.

2. Drive a racing car on a public road with the permission of the relevant traffic authorities.

3. Carry loads that obstruct your vision behind and to the sides of your vehicle.


4. Enter halfway into the next lane when an obstruction blocks the left side of the lane you are driving in.

ข้อที่ 13 (Q00001305)
The driver in Car A should:



- ➡ **1. Stop behind the line, and wait to make sure there is no cross traffic before proceeding.**
- 2. Slow Down.
- 3. Proceed immediately without stopping or slowing.
- 4. Reduce his/her speed and proceed with caution.

ข้อที่ 14 (Q00001507)
This sign on the road surface indicates:



- ➡ **1. No passing within the cross-hatched lines.**
- 2. The entrance/exit to a building.
- 3. No vehicles may cross the cross-hatched lines.
- 4. Absolutely no stopping in this area.**

ข้อที่ 15 (Q00001616)

The driver of the vehicle in the picture:



- 1. May not pass or otherwise move into the lane on the right.
- 2. Stop or slow down.
- 3. May not make a right turn.
- 4. **May make a U-turn.**

ข้อที่ 16 (Q00001587)

When is it prohibited for a motorist to drive?

- 1. After taking medicine for diarrhea.
- 2. **Immediately after consuming alcohol or any other intoxicant.**
- 3. When he/she has a cold or flu.
- 4. When there is insufficient light.

ข้อที่ 17 (Q00001515)

When you see this sign, you should:



- 1. **Reduce your speed. The road ahead curves to the right. Drive carefully.**
- 2. Reduce your speed, then carefully turn left.
- 3. No left turn
- 4. Do not go straight ahead.

ข้อที่ 18 (Q00001534)

When you see this sign, you should:



- 1. Drive carefully. Winding road.
- 2. Watch for vehicles cutting in front.
- 3. **Reduce your speed. The road may be slippery.**
- 4. Stop immediately.

ข้อที่ 19 (Q00001298)

Which of the following is NOT permitted?

1. Driving when your ability to operate a vehicle is impaired.

2. Driving in dim or dark conditions with the headlights on, giving visibility of 150 meters.
3. Driving a racing car on a public road with the permission of the relevant traffic authorities.
4. Passing on the left when the vehicle you are passing is waiting to make a right turn.

ข้อที่ 20 (Q00001321)

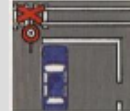
Which of these statements is true about passing?

1. You may not pass on the left on a road with two or more lanes moving in the same direction.
2. You may not pass within 150 meters of an intersection.
3. You may not pass when there is an obstruction in the left lane.
- 4. You may not pass on a bridge.**

ข้อที่ 21 (Q00001617)

Which of the pictures below illustrates proper parking?

1. See the picture on the right hand.



2. See the picture on the right hand.



3. See the picture on the right hand.



4. See the picture on the right hand.



ข้อที่ 22 (Q00001279)

In the picture on the right, the driver must:



1. Reduce his/her speed and proceed through the intersection.

2. Slow Down.

3. **Stop and wait for other cars to clear the intersection before proceeding.**

4. Proceed through the intersection without stopping.

ข้อที่ 23 (Q00001520)

If you experience a breakdown, you should:

1. Leave your car at the spot where it breaks down and call a mechanic immediately.

→ 2. Leave your car at the spot where it breaks down and arrange to have it towed immediately.

3. Pull your vehicle on to the shoulder and turn on your emergency flashers.

4. Leave your car at the spot where it breaks down and arrange for repairs later.

ข้อที่ 24 (Q00001294)

When you see a flashing red light, you should:

1. Reduce your speed. Then proceed with caution when it is safe to do so.

2. Proceed with caution.

3. Not enter the road ahead.

→ **4. Stop, then proceed only when it is safe to do so.**

ข้อที่ 25 (Q00001513)
This sign means:



- 1. You may turn left.
- 2. No left turn.
- 3. Left curve ahead.
- 4. Pass the obstacle ahead on the left.

ข้อที่ 26 (Q00001537)
In which of the following circumstances is it forbidden to pass?

- 1. When there is flooding.
- 2. To use the bus lane as a passing lane.
- 3. In front of a hospital.
- 4. To pass on the left when the vehicle in front of you is turning right.

ข้อที่ 27 (Q00001299)

Which type of vehicle is it prohibited to use on a public road?

1. A tractor with rubber tires.
2. **A vehicle with broken brake lights.**
3. A tank used in warfare.
4. A vehicle whose engine is louder than 80 decibels.

ข้อที่ 28 (Q00001518)

When is it prohibited to pass?

1. When you are passing on the left and the vehicle being passed is waiting to turn right.
2. Where the road is divided by a broken line.
3. When you are passing on the left on a road with two or more lanes moving in the same direction.
4. **Within 30 meters of a crossroad.**

ข้อที่ 29 (Q00001348)

The driver intending to make a right turn in the picture on the left should:



1. Slow Down.

2. Begin to turn right, then stop to allow the pedestrians to cross the street before completing the turn.

3. Stop to allow the pedestrians in the crosswalk to reach the other side of the street before turning right.

4. Turn immediately without stopping.

ข้อที่ 30 (Q00001586)

Where is it prohibited to make a U-turn?

1. In an intersection.

2. Within 150 meters of a bridge.

3. In front of a hospital.

4. Where another vehicle is following at a distance of less than 120 meters.

ເລຂາ

1. ຫ້າ 3
2. ຫ້າ 1
3. ຫ້າ 2
4. ຫ້າ 2
5. ຫ້າ 3
6. ຫ້າ 4
7. ຫ້າ 2
8. ຫ້າ 1
9. ຫ້າ 3
10. ຫ້າ 4
11. ຫ້າ 1
12. ຫ້າ 3
13. ຫ້າ 1
14. ຫ້າ 4
15. ຫ້າ 4
16. ຫ້າ 2
17. ຫ້າ 1
18. ຫ້າ 3
19. ຫ້າ 1
20. ຫ້າ 4
21. ຫ້າ 3
22. ຫ້າ 3
23. ຫ້າ 3
24. ຫ້າ 4
25. ຫ້າ 1
26. ຫ້າ 2
27. ຫ້າ 2
28. ຫ້າ 4
29. ຫ້າ 2
30. ຫ້າ 1